

# Grantee: Virgin Islands

## Grant: P-17-VI-78-HIM1

### January 1, 2020 thru March 31, 2020 Performance

---

<b>Grant Number:</b> P-17-VI-78-HIM1	<b>Obligation Date:</b>	<b>Award Date:</b>
<b>Grantee Name:</b> Virgin Islands	<b>Contract End Date:</b>	<b>Review by HUD:</b> Submitted - Await for Review
<b>Grant Award Amount:</b> \$1,021,901,000.00	<b>Grant Status:</b> Active	<b>QPR Contact:</b> Antoinette Fleming
<b>LOCCS Authorized Amount:</b> \$0.00	<b>Estimated PI/RL Funds:</b> \$0.00	
<b>Total Budget:</b> \$1,021,901,000.00		

### Disasters:

#### Declaration Number

FEMA-4340-VI  
FEMA-4335-VI

### Narratives

#### Disaster Damage:

Hurricanes Irma and Maria had a devastating impact on the United States Virgin Islands (hereafter referred to as the U.S. Virgin Islands or the Territory). The two back-to-back Category 5 storms in September 2017 caused significant destruction to housing, infrastructure, and the economy; the total damage is estimated at \$10.76 billion. The entire population—over 100,000 residents—was impacted by the devastation brought on by the storms, with winds of over 185 miles per hour and up to 20 inches of rain in some areas. Irma crossed the islands as a windstorm tearing the roofs off buildings in her path; Maria came behind and caused water damage to all of the unprotected structures in the St. Thomas and St. John district, while inflicting severe damage on St. Croix. The devastation brought by the 2017 storms was staggering. Five Virgin Islanders lost their lives to the storms. Thousands of residents were displaced and over 85% of households reported damage to their homes, with many structures rendered uninhabitable. Most residents had no potable water or electricity for weeks. At its peak, 95% of the Territory was without power and 90% of customers lost internet access due to damage to telecommunications infrastructure. The main airports on St. Croix and St. Thomas were closed for two weeks due to extensive damage to facilities, and all seaports were shut down for three weeks due to the sinking of over 400 vessels in and around the islands during the hurricanes. Roadways experienced washouts, debris, mudslides, and downed power lines. In total, the storm created more than 825,316 cubic yards of debris—more than local landfills could handle. Many government offices were rendered unusable, impacting the delivery of vital government services for several weeks. All primary healthcare facilities were left in need of reconstruction, while hundreds of patients had to be evacuated off-island to receive critical medical attention. Almost all public schools were damaged and according to the U.S. Virgin Islands Department of Education, 17 schools—half of all public schools in the Territory—suffered more than 50% damage to their facilities. Today, several months after Irma and Maria, their effects continue to disrupt the lives of Virgin Islanders. None of the dialysis patients evacuated from the Territory have been able to return for lack of adequate medical care infrastructure and 9,000 public school students (nearly 60% of all K-12 students enrolled) attend school on a reduced schedule due to limited classroom space. In addition, the economy as a whole has been slow to recover. This is most evident in the tourism sector, the single most important stream of revenue for the Territory, with most of the large hotels significantly damaged and still closed for repairs. Based on the FEMA IA data as of March 30, 2018, the Territory estimates that approximately 22,527 households sustained some damage to their primary residences from one or both hurricanes, representing 52% of all housing stock on the islands. Of the 22,527 households that were impacted, 5,175 suffered Major or Severe damage; of these, approximately 2,362 are the owners' primary residences and 2,813 are renter-occupied homes. Current data also indicate an additional 11,827 owner-occupied residences and 5,525 rental units sustained minor damage.

#### Recovery Needs:

##### Housing

The total impact on housing, including rental and public housing, is estimated at \$2.29 billion with 86% of households that suffered "major" or "severe" damage occupied by LMI households. To date, \$1.25 billion has been disbursed from federal and other sources of funds. CDBG-DR is to be used as the funding of last resort to address the remaining unmet needs of \$1.04 billion.

The Territory has created programs in this Action Plan to affirmatively further fair housing. When gathering public input, planning, and implementing housing related activities, VIHFA and its subrecipients will include participation by neighborhood organizations, community development organizations, social service organizations, community housing development organizations, as applicable, as well as members of each distinct affected community or neighborhood which might fall into the assistance category of low- and moderate-income communities. Addressing the housing needs of impacted residents is a priority to ensure housing stock is increased and housing quality is improved.



**Infrastructure**

Both storms also had a widespread and lasting impact on the Territory's infrastructure. Total needs for infrastructure are quantified at \$6.93 billion, which includes estimated costs of emergency recovery measures; permanent repair and reconstruction work; and resilience and mitigation efforts. The Territory has identified multiple disaster-related infrastructure priorities that must be addressed, and which directly support housing needs. Residents not only suffered from direct damage to their homes from the hurricanes, but also endured the loss of critical services such as power and water due to damaged public infrastructure. The impact on many of these systems affect the speed in which heavy equipment can get up roads to rebuild homes and restore essential services like power. FEMA Public Assistance (PA) and other federal disaster relief funds will help to address many of these needs. To date, \$1.05 billion has been obligated for infrastructure recovery, leaving unmet infrastructure needs of \$5.87 billion . As mentioned above, some federal disaster recovery funds, including FEMA PA, require a "local match" contribution, which is currently anticipated to reach over \$500 million. The current known match requirement is \$81 million. From the first tranche, the Territory plans to leverage \$50.6 million to cover the local match for a variety of programs, including public housing.

**Economic Development**

Hurricanes Irma and Maria not only damaged thousands of housing units and large portions of the U.S. Virgin Islands' infrastructure network; the two storms also brought the economy to a halt and caused major fiscal, business, and wage losses. These losses further set back the ability of small business owners and workers to rebuild businesses and homes. One of the most severe economic effects of the storms has been the loss of government revenue, driven primarily by sharp declines in gross receipts and property tax receipts. The cumulative loss of public revenue is expected to reach \$576 million by 2020. Businesses in the U.S. Virgin Islands also suffered significant losses as a result of the 2017 storms that go well beyond damages to commercial property or lost inventories. The interruption of business and the challenges of recovery have led to large losses i

**Recovery Needs:**

n revenue for small businesses as well as lost wages, especially for low- and moderate-income workers. This is particularly true for tourism, which is estimated to make up to 30% of the economy with indirect impacts on 80% of the economy. The storms brought tourism to a sudden halt, with all airports and seaports closing for several weeks due to the storms. Even when the ports reopened, tourism remained low because of a lack of accommodations (a result of disaster-caused damage to hotels) and the perception that the islands were completely decimated. Including lost government tax revenue, the total impact of the storms on the Territory's economy is estimated at \$1.54 billion.

<b>Overall</b>	<b>This Report Period</b>	<b>To Date</b>
<b>Total Projected Budget from All Sources</b>	N/A	\$242,684,000.00
B-17-DM-78-0001	N/A	\$242,684,000.00
<b>Total Budget</b>	\$0.00	\$242,684,000.00
B-17-DM-78-0001	\$0.00	\$242,684,000.00
<b>Total Obligated</b>	\$0.00	\$0.00
B-17-DM-78-0001	\$0.00	\$21,088,903.00
<b>Total Funds Drawdown</b>	\$6,583,502.20	\$7,720,757.40
B-17-DM-78-0001	\$6,583,502.20	\$7,720,757.40
<b>Program Funds Drawdown</b>	\$6,583,502.20	\$7,720,757.40
B-17-DM-78-0001	\$6,583,502.20	\$7,720,757.40
<b>Program Income Drawdown</b>	\$0.00	\$0.00
B-17-DM-78-0001	\$0.00	\$0.00
<b>Program Income Received</b>	\$0.00	\$0.00
B-17-DM-78-0001	\$0.00	\$0.00
<b>Total Funds Expended</b>	\$6,583,502.20	\$7,720,757.40
B-17-DM-78-0001	\$6,583,502.20	\$7,720,757.40
<b>Most Impacted and Distressed Expended</b>	\$6,583,502.20	\$7,720,757.40
B-17-DM-78-0001	\$6,583,502.20	\$7,720,757.40
<b>Match Contributed</b>	\$0.00	\$0.00
B-17-DM-78-0001	\$0.00	\$0.00



## Progress Toward Required Numeric Targets

Requirement	Target	Actual
Overall Benefit Percentage (Projected)		16.97%
Overall Benefit Percentage (Actual)		0.00%
Minimum Non-Federal Match	\$0.00	\$0.00
Limit on Public Services	\$153,285,150.00	\$0.00
Limit on Admin/Planning	\$204,380,200.00	\$65,686.43
Limit on Admin	\$51,095,050.00	\$62,730.53
Most Impacted and Distressed Threshold (Projected)	\$970,805,950.00	\$238,084,000.00

## Overall Progress Narrative:

During Quarter 1, January 1, 2020 to March 30, 2020, the U.S. Virgin Islands Housing Finance Authority (VIHFA) continue to progress in the Community Development Block Grant - Disaster Recovery Program. The Housing Program's staff continue to fine tune their processes and move closer to the rehab and reconstruction of homes through the receipt of bids from construction contractors.

The CDBG-DR Finance Unit drew \$6,583,502.20 this quarter with a total draw to date of \$7,720,757.40. The unit continues to manage CDBG-DR funds and provide internal assistance to VIHFA DR staff and Subrecipients in conjunction with the Compliance and Monitoring Unit.

Movement continues to be seen in other CDBG-DR programs. Staff participation in technical assistance trainings during this quarter has provided staff will added knowledge to assist in leading subrecipients in a forward direction.

## Project Summary

Project #, Project Title	This Report	To Date	
	Program Funds Drawdown	Project Funds Budgeted	Program Funds Drawdown
Administration, Administration	\$3,920,505.17	\$12,134,200.00	\$4,566,254.75
B-17-DM-78-0001	\$3,920,505.17	\$2,426,840.00	\$4,566,254.75
Economic Revitalization, Economic Revitalization	\$0.00	\$33,000,000.00	\$0.00
B-17-DM-78-0001	\$0.00	\$6,600,000.00	\$0.00
Housing, Housing	\$725,514.53	\$72,000,000.00	\$1,214,064.25
B-17-DM-78-0001	\$725,514.53	\$14,400,000.00	\$1,214,064.25
Infrastructure, Infrastructure	\$0.00	\$120,549,800.00	\$0.00
B-17-DM-78-0001	\$0.00	\$25,109,960.00	\$0.00
Planning, Planning	\$1,937,482.50	\$5,000,000.00	\$1,940,438.40
B-17-DM-78-0001	\$1,937,482.50	\$0.00	\$1,940,438.40

# Activities

**Project # / Administration / Administration**

**Grantee Activity Number: Admin-VIHFA**  
**Activity Title: Admin-VIHFA**

**Activity Category:**

Administration

**Project Number:**

Administration

**Projected Start Date:**

09/27/2018

**Benefit Type:**

( )

**National Objective:**

N/A

**Activity Status:**

Under Way

**Project Title:**

Administration

**Projected End Date:**

09/27/2024

**Completed Activity Actual End Date:**

**Responsible Organization:**

V.I. Housing Finance Authority (VIHFA)

Overall	Jan 1 thru Mar 31, 2020	To Date
<b>Total Projected Budget from All Sources</b>	N/A	\$12,134,200.00
B-17-DM-78-0001	N/A	\$12,134,200.00
<b>Total Budget</b>	\$0.00	\$12,134,200.00
B-17-DM-78-0001	\$0.00	\$12,134,200.00
<b>Total Obligated</b>	\$0.00	\$9,874,068.00
B-17-DM-78-0001	\$0.00	\$9,874,068.00
<b>Total Funds Drawdown</b>	\$3,920,505.17	\$4,566,254.75
B-17-DM-78-0001	\$3,920,505.17	\$4,566,254.75
<b>Program Funds Drawdown</b>	\$3,920,505.17	\$4,566,254.75
B-17-DM-78-0001	\$3,920,505.17	\$4,566,254.75
<b>Program Income Drawdown</b>	\$0.00	\$0.00
B-17-DM-78-0001	\$0.00	\$0.00
<b>Program Income Received</b>	\$0.00	\$0.00
B-17-DM-78-0001	\$0.00	\$0.00
<b>Total Funds Expended</b>	\$3,920,505.17	\$4,566,254.75
V.I. Housing Finance Authority (VIHFA)	\$3,920,505.17	\$4,566,254.75
<b>Most Impacted and Distressed Expended</b>	\$3,920,505.17	\$4,566,254.75
B-17-DM-78-0001	\$3,920,505.17	\$4,566,254.75
<b>Match Contributed</b>	\$0.00	\$0.00
B-17-DM-78-0001	\$0.00	\$0.00

**Activity Description:**

Program administration entails activities related to the overall administration and execution of CDBG-DR. Eligible program administration costs include, but are not limited to costs associated with staffing and general management oversight and coordination.

**Location Description:**

VI Housing Finance Authority CDBG-DR Program 3438 Kronprindsens Gade GERS Complex 1st Floor St. Thomas, VI 00802

**Activity Progress Narrative:**

CDBG-DR operations supports the program staff through various functions which allow the disaster recovery programs to move forward. The CDBG-DR Finance Unit led a Technical Assistance meeting for WAPA on Activity Delivery cost budget for the RHPP project. The unit further supported staff through the preparation of



cost analysis tied to active procurements and the review of invoices within CDBG-DR. Development and review of contracts and written agreements continue to occur. During QPR Qtr 1, the CDBG-DR Special Counsel was instrumental in the amendment of contracts for Website and Financial Management as well as drafting subrecipient and project agreements for Subrecipients. The DR Special Counsel also assisted in the execution of the GIS Data Contract and continues to oversee procurement processes. MIS is continuing work towards the launching of the Grants Management System (GMS) and CDBG-DR Transparency Website. Ongoing work includes outfitting CDBG-DR offices and staff with necessary hardware. Drafted policies were done for review and finalization to ensure the consistent and allowable operation of the CDBG-DR program. Policies are under review, to include updates to the Housing Rehab and Reconstruction Policy. Process maps are being finalized to accompany approved policies. The Compliance and Monitoring team worked on a draft RFP for QA/QC assistance. Responses to the September 2019 HUD Monitoring Letter were finalized and submitted. Compliance and monitoring hosted training sessions for new CDBG-DR staff and participated in technical assistance sessions with Abt Associates. A review of Tranche 2 grant conditions was also conducted with key CDBG-DR staff.

## Accomplishments Performance Measures

No Accomplishments Performance Measures

## Beneficiaries Performance Measures

No Beneficiaries Performance Measures found.

## Activity Locations

No Activity Locations found.

## Other Funding Sources Budgeted - Detail

No Other Match Funding Sources Found

Other Funding Sources	Amount
No Other Funding Sources Found	
Total Other Funding Sources	

## Project # / Economic Revitalization / Economic Revitalization

<b>Grantee Activity Number:</b>	<b>ER-PAE-VIPA-LMI</b>
<b>Activity Title:</b>	<b>Ports and Airports Enhancement - LMI</b>

<p><b>Activity Category:</b> Econ. development or recovery activity that creates/retains</p> <p><b>Project Number:</b> Economic Revitalization</p> <p><b>Projected Start Date:</b> 09/27/2018</p> <p><b>Benefit Type:</b> Area ( )</p> <p><b>National Objective:</b> Low/Mod</p>	<p><b>Activity Status:</b> Under Way</p> <p><b>Project Title:</b> Economic Revitalization</p> <p><b>Projected End Date:</b> 09/27/2024</p> <p><b>Completed Activity Actual End Date:</b></p> <p><b>Responsible Organization:</b> Virgin Islands Port Authority (VIPA)</p>
--	---

Overall	Jan 1 thru Mar 31, 2020	To Date
<b>Total Projected Budget from All Sources</b>	N/A	\$4,600,000.00

<b>Total Budget</b>	\$0.00	\$4,600,000.00
<b>Total Obligated</b>	\$0.00	\$0.00
<b>Total Funds Drawdown</b>	\$0.00	\$0.00
<b>Program Funds Drawdown</b>	\$0.00	\$0.00
<b>Program Income Drawdown</b>	\$0.00	\$0.00
<b>Program Income Received</b>	\$0.00	\$0.00
<b>Total Funds Expended</b>	\$0.00	\$0.00
Virgin Islands Port Authority (VIPA)	\$0.00	\$0.00
<b>Most Impacted and Distressed Expended</b>	\$0.00	\$0.00
<b>Match Contributed</b>	\$0.00	\$0.00

**Activity Description:**

This program includes infrastructure projects that will address damage from the storm and improve maritime and air connectivity for the U.S. Virgin Islands with the objective of both restoring and increasing cruise ship arrivals to St. Thomas and St. Croix and air traffic to and from the islands, particularly through recurrent international commercial flights. Both initiatives are key to the tourism sector, which accounts for over 30% of the economy of the U.S. Virgin Islands.

**Location Description:**

Territory-wide.

**Activity Progress Narrative:**

Project has been made to complete the DR application for this project. Data was being gathered to support the proposed project budget for a project of this magnitude. The application is in the final stages and it is anticipated that a project agreement will be forthcoming early in the next quarter.

**Accomplishments Performance Measures**

**No Accomplishments Performance Measures**

**Beneficiaries Performance Measures**

**No Beneficiaries Performance Measures found.**

**Activity Locations**

**No Activity Locations found.**

**Other Funding Sources Budgeted - Detail**

**No Other Match Funding Sources Found**

<b>Other Funding Sources</b>	<b>Amount</b>
No Other Funding Sources Found	
Total Other Funding Sources	



<b>Grantee Activity Number:</b>	<b>ER-PAE-VIPA-UN</b>
<b>Activity Title:</b>	<b>Ports and Airports Enhancement</b>

**Activity Category:**  
Econ. development or recovery activity that creates/retains

**Project Number:**  
Economic Revitalization

**Projected Start Date:**  
09/27/2018

**Benefit Type:**  
Direct ( Person )

**National Objective:**  
Urgent Need

**Activity Status:**  
Under Way

**Project Title:**  
Economic Revitalization

**Projected End Date:**  
09/27/2024

**Completed Activity Actual End Date:**

**Responsible Organization:**  
Virgin Islands Port Authority (VIPA)

Overall	Jan 1 thru Mar 31, 2020	To Date
<b>Total Projected Budget from All Sources</b>	N/A	\$18,400,000.00
<b>Total Budget</b>	\$0.00	\$18,400,000.00
<b>Total Obligated</b>	\$0.00	\$0.00
<b>Total Funds Drawdown</b>	\$0.00	\$0.00
<b>Program Funds Drawdown</b>	\$0.00	\$0.00
<b>Program Income Drawdown</b>	\$0.00	\$0.00
<b>Program Income Received</b>	\$0.00	\$0.00
<b>Total Funds Expended</b>	\$0.00	\$0.00
Virgin Islands Port Authority (VIPA)	\$0.00	\$0.00
<b>Most Impacted and Distressed Expended</b>	\$0.00	\$0.00
<b>Match Contributed</b>	\$0.00	\$0.00

**Activity Description:**

This program includes infrastructure projects that will address damage from the storm and improve maritime and air connectivity for the U.S. Virgin Islands with the objective of both restoring and increasing cruise ship arrivals to St. Thomas and St. Croix and air traffic to and from the islands, particularly through recurrent international commercial flights. Both initiatives are key to the tourism sector, which accounts for over 30% of the economy of the U.S. Virgin Islands.

**Location Description:**

Territory-wide. The ports of Christiansted in St. Croix and Charlotte Amalie in St. Thomas (Havensight and Crown Bay).

**Activity Progress Narrative:**

Project has been made to complete the DR application for this project. Data was being gathered to support the proposed project budget for a project of this magnitude. The application is in the final stages and it is anticipated that a project agreement will be forthcoming early in the next quarter.

## Accomplishments Performance Measures

No Accomplishments Performance Measures

## Beneficiaries Performance Measures

No Beneficiaries Performance Measures found.

## Activity Locations

No Activity Locations found.

## Other Funding Sources Budgeted - Detail

No Other Match Funding Sources Found

### Other Funding Sources

Amount

No Other Funding Sources Found

Total Other Funding Sources

---



<b>Grantee Activity Number:</b>	<b>ER-TISP-TOURISM-LMI</b>
<b>Activity Title:</b>	<b>Tourism Industry Support Program- Business Support</b>

**Activity Category:**

Public services

**Project Number:**

Economic Revitalization

**Projected Start Date:**

09/27/2018

**Benefit Type:**

Direct ( Person )

**National Objective:**

Low/Mod

**Activity Status:**

Under Way

**Project Title:**

Economic Revitalization

**Projected End Date:**

09/27/2024

**Completed Activity Actual End Date:**

**Responsible Organization:**

VI Department of Tourism

<b>Overall</b>	<b>Jan 1 thru Mar 31, 2020</b>	<b>To Date</b>
<b>Total Projected Budget from All Sources</b>	N/A	\$1,000,000.00
<b>Total Budget</b>	\$0.00	\$1,000,000.00
<b>Total Obligated</b>	\$0.00	\$0.00
<b>Total Funds Drawdown</b>	\$0.00	\$0.00
<b>Program Funds Drawdown</b>	\$0.00	\$0.00
<b>Program Income Drawdown</b>	\$0.00	\$0.00
<b>Program Income Received</b>	\$0.00	\$0.00
<b>Total Funds Expended</b>	\$0.00	\$0.00
VI Department of Tourism	\$0.00	\$0.00
<b>Most Impacted and Distressed Expended</b>	\$0.00	\$0.00
<b>Match Contributed</b>	\$0.00	\$0.00

**Activity Description:**

The U.S. Virgin Islands will initially allocate \$1,000,000 to business and entrepreneurial support that will include activities such as building technical capacity and workforce development specific to management positions in the tourism industry, ongoing training for public and private frontline associates, educational seminars for small hotel owners, and enterprise development through a “Made in the Virgin Islands” initiative to support local artisans and producers.

**Location Description:**

Territory-wide.

**Activity Progress Narrative:**

Significant progress has been made on the project to date. The application has been completed to include project budget. Project agreement has also been executed and the Department of Tourism received a Notice to Proceed. The RFP for the marketing campaign has also been drafted and is being finalized for publication.



## Accomplishments Performance Measures

No Accomplishments Performance Measures

## Beneficiaries Performance Measures

No Beneficiaries Performance Measures found.

## Activity Locations

No Activity Locations found.

## Other Funding Sources Budgeted - Detail

No Other Match Funding Sources Found

### Other Funding Sources

Amount

No Other Funding Sources Found

Total Other Funding Sources

---

<b>Grantee Activity Number:</b>	<b>ER-TISP-TOURISM-UN</b>
<b>Activity Title:</b>	<b>Tourism Industry Support Program - Marketing</b>

**Activity Category:**

Tourism (Waiver Only)

**Project Number:**

Economic Revitalization

**Projected Start Date:**

09/27/2018

**Benefit Type:**

Area ( )

**National Objective:**

Urgent Need

**Activity Status:**

Under Way

**Project Title:**

Economic Revitalization

**Projected End Date:**

09/27/2024

**Completed Activity Actual End Date:**

**Responsible Organization:**

VI Department of Tourism

<b>Overall</b>	<b>Jan 1 thru Mar 31, 2020</b>	<b>To Date</b>
<b>Total Projected Budget from All Sources</b>	N/A	\$4,000,000.00
<b>Total Budget</b>	\$0.00	\$4,000,000.00
<b>Total Obligated</b>	\$0.00	\$0.00
<b>Total Funds Drawdown</b>	\$0.00	\$0.00
<b>Program Funds Drawdown</b>	\$0.00	\$0.00
<b>Program Income Drawdown</b>	\$0.00	\$0.00
<b>Program Income Received</b>	\$0.00	\$0.00
<b>Total Funds Expended</b>	\$0.00	\$0.00
VI Department of Tourism	\$0.00	\$0.00
<b>Most Impacted and Distressed Expended</b>	\$0.00	\$0.00
<b>Match Contributed</b>	\$0.00	\$0.00

**Activity Description:**

The U.S. Virgin Islands will initially allocate \$4,000,000 to support the first year of this multi-pronged strategy that includes a marketing campaign as well as technical assistance to small businesses and entrepreneurs to support the tourism industry. To ensure maximal efficacy and impact, marketing initiatives will target specific travel and tourism niches in which the U.S. Virgin Islands are known to be competitive, especially among U.S. mainland residents. The niches identified by the Department of Tourism include sports and adventure, MICE (meetings, incentives, conferences, and exhibitions), romance market (destination weddings, honeymoons, and vow renewals), and yachting.

**Location Description:**

Territory-wide.

**Activity Progress Narrative:**

Significant progress has been made on the project to date. The application has been completed to include project budget. Project agreement has also been executed and the Department of Tourism received a Notice to Proceed. The RFP for the marketing campaign has also been drafted and is being finalized for publication.



## Accomplishments Performance Measures

	This Report Period	Cumulative Actual Total / Expected
	Total	Total
# of Posted Advertisements for	0	0/0
# of Distributed Materials	0	0/0

## Beneficiaries Performance Measures

No Beneficiaries Performance Measures found.

## Activity Locations

No Activity Locations found.

## Other Funding Sources Budgeted - Detail

No Other Match Funding Sources Found

Other Funding Sources	Amount
No Other Funding Sources Found	
Total Other Funding Sources	

---

<b>Grantee Activity Number:</b>	<b>ER-WD-VIDOL-LMI</b>
<b>Activity Title:</b>	<b>Workforce Development</b>

**Activity Category:**

Public services

**Project Number:**

Economic Revitalization

**Projected Start Date:**

09/27/2018

**Benefit Type:**

Direct ( Person )

**National Objective:**

Low/Mod

**Activity Status:**

Under Way

**Project Title:**

Economic Revitalization

**Projected End Date:**

09/27/2024

**Completed Activity Actual End Date:**

**Responsible Organization:**

Virgin Islands Department of Labor (VIDOL)

<b>Overall</b>	<b>Jan 1 thru Mar 31, 2020</b>	<b>To Date</b>
<b>Total Projected Budget from All Sources</b>	N/A	\$5,000,000.00
<b>Total Budget</b>	\$0.00	\$5,000,000.00
<b>Total Obligated</b>	\$0.00	\$0.00
<b>Total Funds Drawdown</b>	\$0.00	\$0.00
<b>Program Funds Drawdown</b>	\$0.00	\$0.00
<b>Program Income Drawdown</b>	\$0.00	\$0.00
<b>Program Income Received</b>	\$0.00	\$0.00
<b>Total Funds Expended</b>	\$0.00	\$0.00
Virgin Islands Department of Labor (VIDOL)	\$0.00	\$0.00
<b>Most Impacted and Distressed Expended</b>	\$0.00	\$0.00
<b>Match Contributed</b>	\$0.00	\$0.00

**Activity Description:**

The Workforce Development Program will strengthen collaborations between workforce, education and training centers, and employers with a shared goal of providing solutions to promote growth and stability of the local economy. Several pathways will be developed jointly to ensure that training is timely and relevant.

**Location Description:**

Territory-wide.

**Activity Progress Narrative:**

Department of Labor is working on providing the necessary information to complete the DR application and budget. Progress has been a bit slowed due to collection of data needed and the agency's involvement with the COVID-19 outbreak. The application is anticipated to be completed by early next quarter.

**Accomplishments Performance Measures**

**No Accomplishments Performance Measures**



## Beneficiaries Performance Measures

No Beneficiaries Performance Measures found.

## Activity Locations

No Activity Locations found.

## Other Funding Sources Budgeted - Detail

No Other Match Funding Sources Found

### Other Funding Sources

Amount

No Other Funding Sources Found

Total Other Funding Sources

## Project # / Housing / Housing

**Grantee Activity Number:** H-HRRP-LMI  
**Activity Title:** Homeowner Rehab. & Reconstruction Program

### Activity Category:

Rehabilitation/reconstruction of residential structures

### Project Number:

Housing

### Projected Start Date:

09/27/2018

### Benefit Type:

Direct ( HouseHold )

### National Objective:

Low/Mod

### Activity Status:

Under Way

### Project Title:

Housing

### Projected End Date:

09/27/2024

### Completed Activity Actual End Date:

### Responsible Organization:

V.I. Housing Finance Authority (VIHFA)

Overall	Jan 1 thru Mar 31, 2020	To Date
<b>Total Projected Budget from All Sources</b>	N/A	\$8,000,000.00
B-17-DM-78-0001	N/A	\$8,000,000.00
<b>Total Budget</b>	\$0.00	\$8,000,000.00
B-17-DM-78-0001	\$0.00	\$8,000,000.00
<b>Total Obligated</b>	\$0.00	\$3,314,578.67
B-17-DM-78-0001	\$0.00	\$3,314,578.67
<b>Total Funds Drawdown</b>	\$725,514.53	\$1,116,354.30
B-17-DM-78-0001	\$725,514.53	\$1,116,354.30
<b>Program Funds Drawdown</b>	\$725,514.53	\$1,116,354.30
B-17-DM-78-0001	\$725,514.53	\$1,116,354.30
<b>Program Income Drawdown</b>	\$0.00	\$0.00
B-17-DM-78-0001	\$0.00	\$0.00
<b>Program Income Received</b>	\$0.00	\$0.00
B-17-DM-78-0001	\$0.00	\$0.00
<b>Total Funds Expended</b>	\$725,514.53	\$1,116,354.30
V.I. Housing Finance Authority (VIHFA)	\$725,514.53	\$1,116,354.30
<b>Most Impacted and Distressed Expended</b>	\$725,514.53	\$1,116,354.30
B-17-DM-78-0001	\$725,514.53	\$1,116,354.30



<b>Match Contributed</b>	\$0.00	\$0.00
B-17-DM-78-0001	\$0.00	\$0.00

**Activity Description:**

The Territory will enter into grant agreements with homeowners that will result in the rehabilitation and reconstruction of storm-damaged residential owner-occupied structures. The program will cover eligible costs for the rehabilitation or replacement of damage to real property, replacement of disaster-impacted residential appliances, and environmental health hazard mitigation costs related to the repair of disaster-impacted property. The Territory will contract with one or more large scale contractors and assign them to the rehabilitation or the reconstruction of storm damaged properties.

**Location Description:**

Territory-wide.

**Activity Progress Narrative:**

A total of One Thousand Five Hundred and Seventy-One (1,571) homeowners had applied to the Homeowner Rehabilitation and Reconstruction Program. Of these Thirty-Eight (38) applications were in review for completeness of the application intake process, Two Hundred and Forty-Three (243) were under eligibility review, One Hundred and Fifty-Seven (157) homeowners were under a duplication of benefit (DOB) review, Four Hundred Fifty-Four(454) were in site inspection, and Fifty-Eight (58) are Urgent Need Applicants awaiting Round 3. Of the Ineligible applicants, One Hundred and Twenty-Six (126) are non-responsive, One Hundred Thirty-Eight (138) withdrew from the program, and the remaining Three Hundred and Fifty-Seven (357) applicants did not meet program requirements including ownership, primary residency, and income limits (under 120% AMI). Environmental Tier I Review was approved by HUD on January 8, 2020. VIHFA’s Environmental specialists have begun to complete the Tier II Reviews, to include locating applicants in the floodway and floodplains. One major concern surfaced as the landfill in St. Croix can only accept construction debris from 100 homes, and no construction debris will be accepted at the St. Thomas landfill. An alternate location was identified on St.Thomas and is awaiting written confirmation from the Commissioner of Property and Procurement. Armand continues to conduct damage assessment on St. Thomas, St. Croix, and two (2) on St. John. Estimated Cost to Repair are being developed and forwarded to VIHFA Senior Construction for approval. Armand also provides and Allowable Activities Estimate (AA) which provides the amount of work in place is done by applicants. The cap for both Reconstruction and Rehabilitation is \$250,000.00 as Homeowner Policy 2.0. VIHFA conducted over 200 QA/QC of ineligible applicants. QA/QC was also conducted on 30 eligible applicants in preparation for the mini bid. On March 2, 2020, the first round of Mini Bids was published.

**Accomplishments Performance Measures**

**No Accomplishments Performance Measures**

**Beneficiaries Performance Measures**

**No Beneficiaries Performance Measures found.**

**Activity Locations**

**No Activity Locations found.**

**Other Funding Sources Budgeted - Detail**

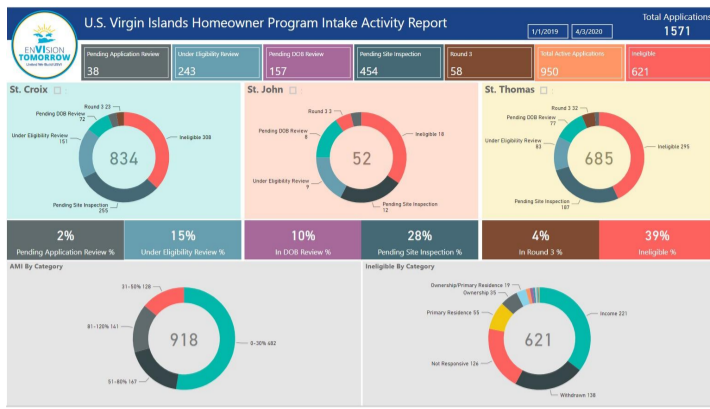
**No Other Match Funding Sources Found**

<b>Other Funding Sources</b>	<b>Amount</b>
No Other Funding Sources Found	
Total Other Funding Sources	

**Activity Supporting Documents**

Document  
Image:

HRRP Intake as of April 3, 2020.jpg





<b>Grantee Activity Number:</b>	<b>H-HRRP-UN</b>
<b>Activity Title:</b>	<b>Homeowner Rehab. &amp; Reconstruction Program - UN</b>

**Activity Category:**

Rehabilitation/reconstruction of residential structures

**Project Number:**

Housing

**Projected Start Date:**

09/27/2018

**Benefit Type:**

Direct ( HouseHold )

**National Objective:**

Urgent Need

**Activity Status:**

Under Way

**Project Title:**

Housing

**Projected End Date:**

09/27/2024

**Completed Activity Actual End Date:**

**Responsible Organization:**

V.I. Housing Finance Authority (VIHFA)

<b>Overall</b>	<b>Jan 1 thru Mar 31, 2020</b>	<b>To Date</b>
<b>Total Projected Budget from All Sources</b>	N/A	\$2,000,000.00
<b>Total Budget</b>	\$0.00	\$2,000,000.00
<b>Total Obligated</b>	\$0.00	\$828,644.67
<b>Total Funds Drawdown</b>	\$0.00	\$0.00
<b>Program Funds Drawdown</b>	\$0.00	\$0.00
<b>Program Income Drawdown</b>	\$0.00	\$0.00
<b>Program Income Received</b>	\$0.00	\$0.00
<b>Total Funds Expended</b>	\$0.00	\$97,709.95
V.I. Housing Finance Authority (VIHFA)	\$0.00	\$97,709.95
<b>Most Impacted and Distressed Expended</b>	\$0.00	\$97,709.95
<b>Match Contributed</b>	\$0.00	\$0.00

**Activity Description:**

The Territory will enter into grant agreements with homeowners that will result in the rehabilitation and reconstruction of storm-damaged residential owner-occupied structures. The program will cover eligible costs for the rehabilitation or replacement of damage to real property, replacement of disaster-impacted residential appliances, and environmental health hazard mitigation costs related to the repair of disaster-impacted property. The Territory will contract with one or more large scale contractors and assign them to the rehabilitation or the reconstruction of storm damaged properties.

**Location Description:**

Territory-wide.

**Activity Progress Narrative:**

A total of One Thousand Five Hundred and Seventy-One (1,571) homeowners had applied to the Homeowner Rehabilitation and Reconstruction Program. Of these Thirty-Eight (38) applications were in review for completeness of the application intake process, Two Hundred and Forty-Three (243) were under eligibility review, One Hundred and Fifty-Seven (157) homeowners were under a duplication of benefit (DOB) review, Four Hundred Fifty-Four(454) were in site inspection, and Fifty-Eight (58) are Urgent Need Applicants awaiting Round 3. Of the Ineligible applicants, One Hundred and Twenty-Six (126) are non-responsive, One Hundred Thirty-Eight (138) withdrew from the program, and the remaining Three Hundred and Fifty-Seven (357) applicants did



not meet program requirements including ownership, primary residency, and income limits (under 120% AMI). Environmental Tier I Review was approved by HUD on January 8, 2020. VIHFA's Environmental specialists have begun to complete the Tier II Reviews, to include locating applicants in the floodway and floodplains. One major concern surfaced as the landfill in St. Croix can only accept construction debris from 100 homes, and no construction debris will be accepted at the St. Thomas landfill. An alternate location was identified on St. Thomas and is awaiting written confirmation from the Commissioner of Property and Procurement. Armand continues to conduct damage assessment on St. Thomas, St. Croix, and two (2) on St. John. Estimated Cost to Repair are being developed and forwarded to VIHFA Senior Construction for approval. Armand also provides and Allowable Activities Estimate (AA) which provides the amount of work in place is done by applicants. The cap for both Reconstruction and Rehabilitation is \$250,000.00 as Homeowner Policy 2.0. VIHFA conducted over 200 QA/QC of ineligible applicants. QA/QC was also conducted on 30 eligible applicants in preparation for the mini bid. On March 2, 2020, the first round of Mini Bids was published.

## Accomplishments Performance Measures

No Accomplishments Performance Measures

## Beneficiaries Performance Measures

No Beneficiaries Performance Measures found.

## Activity Locations

No Activity Locations found.

## Other Funding Sources Budgeted - Detail

No Other Match Funding Sources Found

### Other Funding Sources

Amount

No Other Funding Sources Found

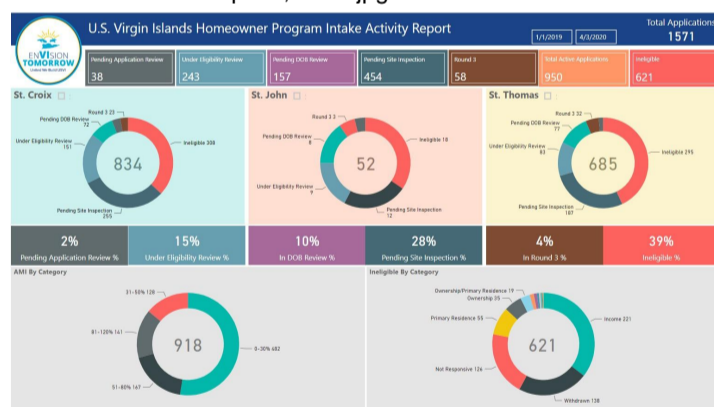
Total Other Funding Sources

## Activity Supporting Documents

### Document

HRRP Intake as of April 3, 2020.jpg

### Image:



<b>Grantee Activity Number:</b>	<b>H-NCH-LMI</b>
<b>Activity Title:</b>	<b>New Construction &amp; First Time Homeownership</b>

**Activity Category:**

Construction of new housing

**Project Number:**

Housing

**Projected Start Date:**

09/27/2018

**Benefit Type:**

Direct ( HouseHold )

**National Objective:**

Low/Mod

**Activity Status:**

Under Way

**Project Title:**

Housing

**Projected End Date:**

09/27/2024

**Completed Activity Actual End Date:**

**Responsible Organization:**

V.I. Housing Finance Authority (VIHFA)

<b>Overall</b>	<b>Jan 1 thru Mar 31, 2020</b>	<b>To Date</b>
<b>Total Projected Budget from All Sources</b>	N/A	\$9,000,000.00
<b>Total Budget</b>	\$0.00	\$9,000,000.00
<b>Total Obligated</b>	\$0.00	\$0.00
<b>Total Funds Drawdown</b>	\$0.00	\$0.00
<b>Program Funds Drawdown</b>	\$0.00	\$0.00
<b>Program Income Drawdown</b>	\$0.00	\$0.00
<b>Program Income Received</b>	\$0.00	\$0.00
<b>Total Funds Expended</b>	\$0.00	\$0.00
V.I. Housing Finance Authority (VIHFA)	\$0.00	\$0.00
<b>Most Impacted and Distressed Expended</b>	\$0.00	\$0.00
<b>Match Contributed</b>	\$0.00	\$0.00

**Activity Description:**

The program will provide LMI households the opportunity to purchase a home through direct financial incentives, effectively creating first time home buyers. The program will provide an affordable alternative to renting by creating new homeowner stock; thus, it will alleviate some of the pressure on the rental market post-storms.

**Location Description:**

Territory-wide. Bonne Esperance, Mount Pleasant West, Cotton Valley, Solitude in St. Croix; Whispering Hills, Fortuna, Nazareth in St. Thomas; and Bethany in St. John.

**Activity Progress Narrative:**

Applications continue to be under development. VIHFA received technical assistance on the environmental process/requirement.



## Accomplishments Performance Measures

No Accomplishments Performance Measures

## Beneficiaries Performance Measures

	This Report Period			Cumulative Actual Total / Expected			
	Low	Mod	Total	Low	Mod	Total	Low/Mod
# of Households	0	0	0	0/12	0/13	0/25	0
# Owner Households	0	0	0	0/12	0/13	0/25	0

## Activity Locations

No Activity Locations found.

## Other Funding Sources Budgeted - Detail

No Other Match Funding Sources Found

Other Funding Sources	Amount
No Other Funding Sources Found	
Total Other Funding Sources	

---

<b>Grantee Activity Number:</b>	<b>H-NCH-UN</b>
<b>Activity Title:</b>	<b>New Construction &amp; First Time Homeownership - UN</b>

**Activity Category:**

Construction of new housing

**Project Number:**

Housing

**Projected Start Date:**

09/27/2018

**Benefit Type:**

Direct ( HouseHold )

**National Objective:**

Urgent Need

**Activity Status:**

Under Way

**Project Title:**

Housing

**Projected End Date:**

09/27/2024

**Completed Activity Actual End Date:**

**Responsible Organization:**

V.I. Housing Finance Authority (VIHFA)

<b>Overall</b>	<b>Jan 1 thru Mar 31, 2020</b>	<b>To Date</b>
<b>Total Projected Budget from All Sources</b>	N/A	\$1,000,000.00
<b>Total Budget</b>	\$0.00	\$1,000,000.00
<b>Total Obligated</b>	\$0.00	\$0.00
<b>Total Funds Drawdown</b>	\$0.00	\$0.00
<b>Program Funds Drawdown</b>	\$0.00	\$0.00
<b>Program Income Drawdown</b>	\$0.00	\$0.00
<b>Program Income Received</b>	\$0.00	\$0.00
<b>Total Funds Expended</b>	\$0.00	\$0.00
V.I. Housing Finance Authority (VIHFA)	\$0.00	\$0.00
<b>Most Impacted and Distressed Expended</b>	\$0.00	\$0.00
<b>Match Contributed</b>	\$0.00	\$0.00

**Activity Description:**

The program will provide households whose income is at or above 80% and up to 120% AMI the opportunity to purchase a home through direct financial incentives, effectively creating first time home buyers. The program will provide an affordable alternative to renting by creating new homeowner stock; thus, it will alleviate some of the pressure on the rental market post-storms.

**Location Description:**

Territory-wide. Bonne Esperance, Mount Pleasant West, Cotton Valley, Solitude in St. Croix; Whispering Hills, Fortuna, Nazareth in St. Thomas; and Bethany in St. John.

**Activity Progress Narrative:**

**Accomplishments Performance Measures**

**No Accomplishments Performance Measures**



## Beneficiaries Performance Measures

No Beneficiaries Performance Measures found.

## Activity Locations

No Activity Locations found.

## Other Funding Sources Budgeted - Detail

No Other Match Funding Sources Found

### Other Funding Sources

Amount

No Other Funding Sources Found

Total Other Funding Sources

---

<b>Grantee Activity Number:</b>	<b>H-PAHD-JDC-MagensJunction2-LMI</b>
<b>Activity Title:</b>	<b>Magen's Junction Phase2 Public Housing Development</b>

**Activity Category:**

Construction of new housing

**Project Number:**

Housing

**Projected Start Date:**

03/29/2020

**Benefit Type:**

Direct ( HouseHold )

**National Objective:**

Low/Mod

**Activity Status:**

Under Way

**Project Title:**

Housing

**Projected End Date:**

02/27/2022

**Completed Activity Actual End Date:**

**Responsible Organization:**

JDC Magens Junction Associates 2, LLC

<b>Overall</b>	<b>Jan 1 thru Mar 31, 2020</b>	<b>To Date</b>
<b>Total Projected Budget from All Sources</b>	N/A	\$3,500,000.00
<b>Total Budget</b>	\$0.00	\$3,500,000.00
<b>Total Obligated</b>	\$0.00	\$0.00
<b>Total Funds Drawdown</b>	\$0.00	\$0.00
<b>Program Funds Drawdown</b>	\$0.00	\$0.00
<b>Program Income Drawdown</b>	\$0.00	\$0.00
<b>Program Income Received</b>	\$0.00	\$0.00
<b>Total Funds Expended</b>	\$0.00	\$0.00
JDC Magens Junction Associates 2, LLC	\$0.00	\$0.00
<b>Most Impacted and Distressed Expended</b>	\$0.00	\$0.00
<b>Match Contributed</b>	\$0.00	\$0.00

**Activity Description:**

This activity will provide a portion of development hard and soft costs attributed to the construction of the buildings for the Magens Junction Apartments Phase 2 which will include 60 new construction apartments contained in a nine-story building with ground floor amenity space. The total projected cost is estimated to be \$34,525,067.00 and is a mixture of low-income tax credit, developer equity and cdbg-dr funds. The complex includes a mix of 30 one bedroom one bath apartments and 30 two-bedroom two bath apartments and will be served by two high efficiency KONE elevators. The project will be income and rent restricted in compliance with the federal low-income housing tax credit program, providing homes for 60 Virgin Island families whose household incomes will range from 30% to 60% of the area median income (AMI). The Phase 2 development adjoins Magens Junction Apartments (Phase 1) which includes 48 apartments financed and developed under the same LIHTC program. Phase 1 has a waiting list of over 200 applicants. The project will provide direct benefit to the tenants who will reside in the units when completed by producing much needed affordable rental housing that was depleted throughout the territory in the aftermath of Hurricanes Irma and Maria.

**Location Description:**

The development site is conveniently located in Estate Joseph & Rosendahl and partially in Estate Lovenlund, on the north-central side of St. Thomas. It is 10 minutes from downtown Charlotte Amalie, the main town on St. Thomas and the capitol of the USVI and a short walk to Magens Bay Beach. The property is owned by Jackson Development Company, LLC and consist of 4.53 acres. The project is an area where 33% to 50% of the population includes low-moderate income families. The site is surrounded with single and multifamily residential homes and adjacent to a small hotel. It is zoned B-2 allowing the contemplated development as a use by right.



### Activity Progress Narrative:

Construction is currently on going at the site. The contractor has completed the main building excavation and has poured the slab under the cistern. The future concrete for the parking area and a portion of the access road has also been poured. Storage containers outside of the building pad has been completed, rebar is being received on site for work. Partial backfill of building, poured building sidewalk and portico columns are in place. Closing on the use of the funding from CDBG-DR occurred during the month of March 2020 with applicable loan agreement and note executed to secure the transaction. The first pay request is being developed to provide reimbursement for construction costs incurred previously with a 5% retainage that will be released upon completion of the project and fulfillment of project deliverables.

### Accomplishments Performance Measures

**No Accomplishments Performance Measures**

### Beneficiaries Performance Measures

**No Beneficiaries Performance Measures found.**

### Activity Locations

**No Activity Locations found.**

### Other Funding Sources Budgeted - Detail

**No Other Match Funding Sources Found**

#### Other Funding Sources

**Amount**

No Other Funding Sources Found

Total Other Funding Sources

---



<b>Grantee Activity Number:</b>	<b>H-PAHD-VIHA-LMI</b>
<b>Activity Title:</b>	<b>Public &amp; Affordable Housing Development</b>

**Activity Category:**  
Rehabilitation/reconstruction of residential structures

**Project Number:**  
Housing

**Projected Start Date:**  
09/26/2018

**Benefit Type:**  
Direct ( HouseHold )

**National Objective:**  
Low/Mod

**Activity Status:**  
Under Way

**Project Title:**  
Housing

**Projected End Date:**  
09/26/2024

**Completed Activity Actual End Date:**

**Responsible Organization:**  
Virgin Islands Housing Authority (VIHA)

Overall	Jan 1 thru Mar 31, 2020	To Date
<b>Total Projected Budget from All Sources</b>	N/A	\$28,500,000.00
<b>Total Budget</b>	\$0.00	\$28,500,000.00
<b>Total Obligated</b>	\$0.00	\$0.00
<b>Total Funds Drawdown</b>	\$0.00	\$0.00
<b>Program Funds Drawdown</b>	\$0.00	\$0.00
<b>Program Income Drawdown</b>	\$0.00	\$0.00
<b>Program Income Received</b>	\$0.00	\$0.00
<b>Total Funds Expended</b>	\$0.00	\$0.00
Virgin Islands Housing Authority (VIHA)	\$0.00	\$0.00
<b>Most Impacted and Distressed Expended</b>	\$0.00	\$0.00
<b>Match Contributed</b>	\$0.00	\$0.00

**Activity Description:**

The program will incentivize the rehabilitation and/or development of new low-income and mixed-income small and multi-family stock, including project-based subsidized housing. While low-income stock remains an urgent priority, mixed-income stock is also needed on the islands given the unmet need for rental units across the full spectrum of citizens, from low-income individuals typically supported by Low-Income Housing Tax Credit housing, low-income households with incomes that make them ineligible for LIHTC tax credit units (e.g. households with incomes between 60% of AMI and market rate) and tenants that can afford market rate units. This program intends to enable the development of rental housing which prevents concentrations of poverty.

As project awards are signed, each multifamily project will be established as an individual activity. The budget is then removed from this general category to shift to the specific activity.

**Location Description:**

It is anticipated that two developments at Estate Anna's Retreat (Tutu North and South) and one development in Estate Thomas (Oswald Harris Court) in St. Thomas will be redeveloped. John F. Kennedy Terrace in St. Croix may be demolished and reconstru

**Activity Progress Narrative:**

Review of completed program applications for Donoe Redevelopment Phase I and Walter IM Hodge submitted by the subrecipient was ongoing during this quarter. The Walter IM Hodge application was approved with next



steps being the execution of the Project Agreement and the Notice to Proceed within the upcoming quarter. It is anticipated as well that the outcome for Donoe Redevelopment application will be approved with the Project Agreement and the Notice to Proceed to follow accordingly.

### Accomplishments Performance Measures

No Accomplishments Performance Measures

### Beneficiaries Performance Measures

No Beneficiaries Performance Measures found.

### Activity Locations

No Activity Locations found.

### Other Funding Sources Budgeted - Detail

No Other Match Funding Sources Found

Other Funding Sources	Amount
No Other Funding Sources Found	
Total Other Funding Sources	

---

<b>Grantee Activity Number:</b>	<b>H-RRRP-LMI</b>
<b>Activity Title:</b>	<b>Rental Rehab. &amp; Reconstruction</b>

**Activity Category:**

Rehabilitation/reconstruction of residential structures

**Project Number:**

Housing

**Projected Start Date:**

09/27/2018

**Benefit Type:**

Direct ( HouseHold )

**National Objective:**

Low/Mod

**Activity Status:**

Under Way

**Project Title:**

Housing

**Projected End Date:**

09/27/2024

**Completed Activity Actual End Date:**

**Responsible Organization:**

V.I. Housing Finance Authority (VIHFA)

Overall	Jan 1 thru Mar 31, 2020	To Date
<b>Total Projected Budget from All Sources</b>	N/A	\$4,000,000.00
<b>Total Budget</b>	\$0.00	\$4,000,000.00
<b>Total Obligated</b>	\$0.00	\$1,657,289.33
<b>Total Funds Drawdown</b>	\$0.00	\$0.00
<b>Program Funds Drawdown</b>	\$0.00	\$0.00
<b>Program Income Drawdown</b>	\$0.00	\$0.00
<b>Program Income Received</b>	\$0.00	\$0.00
<b>Total Funds Expended</b>	\$0.00	\$0.00
V.I. Housing Finance Authority (VIHFA)	\$0.00	\$0.00
<b>Most Impacted and Distressed Expended</b>	\$0.00	\$0.00
<b>Match Contributed</b>	\$0.00	\$0.00

**Activity Description:**

The program will cover eligible costs for repair or replacement of damage to rental housing; replacement of disaster-impacted residential appliances; resilience and mitigation; and environmental health hazard mitigation costs related to the repair of disaster-impacted rental property. For residences identified as substantially damaged, support will be granted for reconstruction. Other solutions may be considered in program policies, once units are rehabilitated or rebuilt, to continue to preserve affordable housing in the Territory.

As project awards are signed, each multifamily project will be established as an individual activity. The budget is then removed from this general category to shift to the specific activity.

**Location Description:**

Territory-wide. Proposals will be solicited for other multifamily complexes territory-wide.

**Activity Progress Narrative:**

On January 14th, the second version of the programs policies and procedures was approved. The document can be found on the Authority's website. The policies and procedures introduce Round 2 which now allows for applicants whose properties were under construction at the time of the storm or acquired after the storm. All properties funded by the program will be required to uphold the affordability period and recapture terms. 34 Properties damages have been conducted thus far with 73 units. Of the 14 units that inspection data was shared, the estimated average cost of repair is \$96,029.19 and the estimated average duration of construction is 92 days. Once the Authorization to Use Grant Funds was received, the Environmental testing began for



applications whose damages have been assessed. Preliminary environmental assessments show that lead-paint and asbestos testing will be required due to the age of the property. The Early Floodplain Notice for the Rental Rehabilitation and Reconstruction Program was posted in the Avis, Daily News and the Source on January 29th, February 1st, and 8th. The Program Manager reviewed applications for compliance monitoring and eligibility.

## Accomplishments Performance Measures

No Accomplishments Performance Measures

## Beneficiaries Performance Measures

No Beneficiaries Performance Measures found.

## Activity Locations

No Activity Locations found.

## Other Funding Sources Budgeted - Detail

No Other Match Funding Sources Found

### Other Funding Sources

Amount

No Other Funding Sources Found

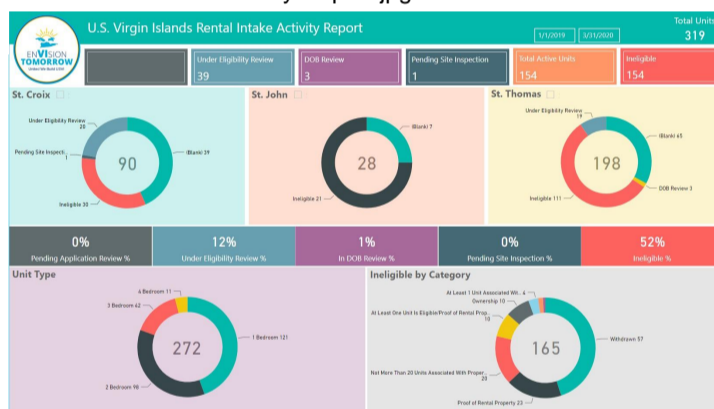
Total Other Funding Sources

## Activity Supporting Documents

Document

USVI Rental Intake Activity Report.jpg

Image:



<b>Grantee Activity Number:</b>	<b>H-RRRP-UN</b>
<b>Activity Title:</b>	<b>Rental Rehab. &amp; Reconstruction - UN</b>

**Activity Category:**

Rehabilitation/reconstruction of residential structures

**Project Number:**

Housing

**Projected Start Date:**

09/27/2018

**Benefit Type:**

Direct ( HouseHold )

**National Objective:**

Urgent Need

**Activity Status:**

Under Way

**Project Title:**

Housing

**Projected End Date:**

09/27/2024

**Completed Activity Actual End Date:**

**Responsible Organization:**

V.I. Housing Finance Authority (VIHFA)

Overall	Jan 1 thru Mar 31, 2020	To Date
<b>Total Projected Budget from All Sources</b>	N/A	\$1,000,000.00
<b>Total Budget</b>	\$0.00	\$1,000,000.00
<b>Total Obligated</b>	\$0.00	\$414,322.33
<b>Total Funds Drawdown</b>	\$0.00	\$0.00
<b>Program Funds Drawdown</b>	\$0.00	\$0.00
<b>Program Income Drawdown</b>	\$0.00	\$0.00
<b>Program Income Received</b>	\$0.00	\$0.00
<b>Total Funds Expended</b>	\$0.00	\$0.00
V.I. Housing Finance Authority (VIHFA)	\$0.00	\$0.00
<b>Most Impacted and Distressed Expended</b>	\$0.00	\$0.00
<b>Match Contributed</b>	\$0.00	\$0.00

**Activity Description:**

The program will cover eligible costs for repair or replacement of damage to rental housing; replacement of disaster-impacted residential appliances; resilience and mitigation; and environmental health hazard mitigation costs related to the repair of disaster-impacted rental property. For residences identified as substantially damaged, support will be granted for reconstruction. Other solutions may be considered in program policies, once units are rehabilitated or rebuilt, to continue to preserve affordable housing in the Territory.

As project awards are signed, each multifamily project will be established as an individual activity. The budget is then removed from this general category to shift to the specific activity.

**Location Description:**

Territory-wide. Proposals will be solicited for other multifamily complexes territory-wide.

**Activity Progress Narrative:**

On January 14th, the second version of the programs policies and procedures was approved. The document can be found on the Authority's website. The policies and procedures introduce Round 2 which now allows for applicants whose properties were under construction at the time of the storm or acquired after the storm. All properties funded by the program will be required to uphold the affordability period and recapture terms. 34 Properties damages have been conducted thus far with 73 units. Of the 14 units that inspection data was shared, the estimated average cost of repair is \$96,029.19 and the estimated average duration of construction



is 92 days. Once the Authorization to Use Grant Funds was received, the Environmental testing began for applications whose damages have been assessed. Preliminary environmental assessments show that lead-paint and asbestos testing will be required due to the age of the property. The Early Floodplain Notice for the Rental Rehabilitation and Reconstruction Program was posted in the Avis, Daily News and the Source on January 29th, February 1st, and 8th. The Program Manager reviewed applications for compliance monitoring and eligibility.

## Accomplishments Performance Measures

No Accomplishments Performance Measures

## Beneficiaries Performance Measures

No Beneficiaries Performance Measures found.

## Activity Locations

No Activity Locations found.

## Other Funding Sources Budgeted - Detail

No Other Match Funding Sources Found

### Other Funding Sources

Amount

No Other Funding Sources Found

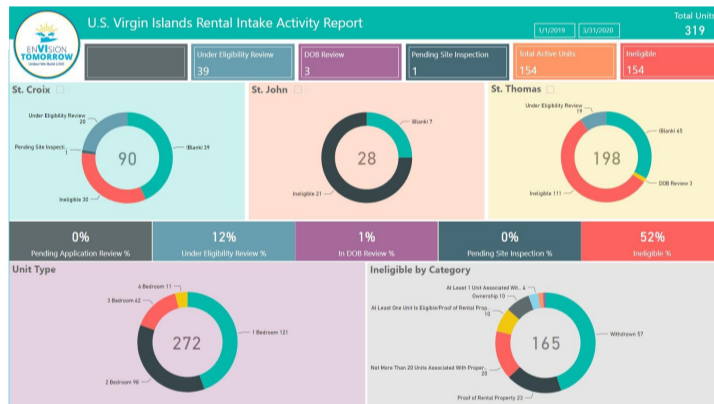
Total Other Funding Sources

## Activity Supporting Documents

Document

USVI Rental Intake Activity Report.jpg

Image:



<b>Grantee Activity Number:</b>	<b>H-SHSP-DHS-LMI</b>
<b>Activity Title:</b>	<b>Supportive Housing</b>

**Activity Category:**

Rehabilitation/reconstruction of residential structures

**Project Number:**

Housing

**Projected Start Date:**

09/27/2018

**Benefit Type:**

Direct ( HouseHold )

**National Objective:**

Low/Mod

**Activity Status:**

Under Way

**Project Title:**

Housing

**Projected End Date:**

09/27/2024

**Completed Activity Actual End Date:**

**Responsible Organization:**

Virgin Islands Department of Human Services (DHS)

<b>Overall</b>	<b>Jan 1 thru Mar 31, 2020</b>	<b>To Date</b>
<b>Total Projected Budget from All Sources</b>	N/A	\$15,000,000.00
<b>Total Budget</b>	\$0.00	\$15,000,000.00
<b>Total Obligated</b>	\$0.00	\$0.00
<b>Total Funds Drawdown</b>	\$0.00	\$0.00
<b>Program Funds Drawdown</b>	\$0.00	\$0.00
<b>Program Income Drawdown</b>	\$0.00	\$0.00
<b>Program Income Received</b>	\$0.00	\$0.00
<b>Total Funds Expended</b>	\$0.00	\$0.00
Virgin Islands Department of Human Services (DHS)	\$0.00	\$0.00
<b>Most Impacted and Distressed Expended</b>	\$0.00	\$0.00
<b>Match Contributed</b>	\$0.00	\$0.00

**Activity Description:**

This program will fund rehabilitation and reconstruction, development of permanent supportive housing, and enhancement of the support service network for vulnerable populations including emergency housing.

**Location Description:**

Territory-wide. Herbert Grigg Home for the Aged in St. Croix and Queen Louise for the Aged in St. Thomas are housing for the elderly that will be reconstructed and other possible projects.

**Activity Progress Narrative:**

Department of Human Services continues to work on the DR application.

**Accomplishments Performance Measures**

**No Accomplishments Performance Measures**



## Beneficiaries Performance Measures

No Beneficiaries Performance Measures found.

## Activity Locations

No Activity Locations found.

## Other Funding Sources Budgeted - Detail

No Other Match Funding Sources Found

### Other Funding Sources

Amount

No Other Funding Sources Found

Total Other Funding Sources

## Project # / Infrastructure / Infrastructure

<b>Grantee Activity Number:</b>	<b>I-EPSEI-WAPA-LMI</b>
<b>Activity Title:</b>	<b>Elec. Power Systems Enhancement &amp; Improvement -LMI</b>

### Activity Category:

Rehabilitation/reconstruction of a public improvement

### Project Number:

Infrastructure

### Projected Start Date:

09/27/2018

### Benefit Type:

Area ( )

### National Objective:

Low/Mod

### Activity Status:

Under Way

### Project Title:

Infrastructure

### Projected End Date:

09/27/2024

### Completed Activity Actual End Date:

### Responsible Organization:

Virgin Islands Water and Power Authority (WAPA)

### Overall

**Total Projected Budget from All Sources**

**Jan 1 thru Mar 31, 2020**

**To Date**

**Total Budget**

N/A

\$36,000,000.00

**Total Obligated**

\$0.00

\$36,000,000.00

**Total Funds Drawdown**

\$0.00

\$0.00

**Program Funds Drawdown**

\$0.00

\$0.00

**Program Income Drawdown**

\$0.00

\$0.00

**Program Income Received**

\$0.00

\$0.00

**Total Funds Expended**

\$0.00

\$0.00

Virgin Islands Water and Power Authority (WAPA)

\$0.00

\$0.00

**Most Impacted and Distressed Expended**

\$0.00

\$0.00





**Match Contributed**

\$0.00

\$0.00

**Activity Description:**

The main objectives of the Electrical Power Systems Enhancement and Improvement Program will be to invest in optimizing the generation mix, improving asset productivity, and providing more sustainable, more reliable, and more cost-effective energy for the U.S. Virgin Islands.

**Location Description:**

Territory-wide.

**Activity Progress Narrative:**

Subrecipient continue to conduct procurement process. Contract discussions are underway.

**Accomplishments Performance Measures**

**No Accomplishments Performance Measures**

**Beneficiaries Performance Measures**

**No Beneficiaries Performance Measures found.**

**Activity Locations**

**No Activity Locations found.**

**Other Funding Sources Budgeted - Detail**

**No Other Match Funding Sources Found**

**Other Funding Sources**

**Amount**

No Other Funding Sources Found

Total Other Funding Sources

---



<b>Grantee Activity Number:</b>	<b>I-EPSEI-WAPA-UN</b>
<b>Activity Title:</b>	<b>Elec. Power Systems Enhancement &amp; Improvement - UN</b>

**Activity Category:**

Rehabilitation/reconstruction of a public improvement

**Project Number:**

Infrastructure

**Projected Start Date:**

09/27/2018

**Benefit Type:**

Area ( )

**National Objective:**

Urgent Need

**Activity Status:**

Under Way

**Project Title:**

Infrastructure

**Projected End Date:**

09/27/2024

**Completed Activity Actual End Date:**

**Responsible Organization:**

Virgin Islands Water and Power Authority (WAPA)

<b>Overall</b>	<b>Jan 1 thru Mar 31, 2020</b>	<b>To Date</b>
<b>Total Projected Budget from All Sources</b>	N/A	\$9,000,000.00
<b>Total Budget</b>	\$0.00	\$9,000,000.00
<b>Total Obligated</b>	\$0.00	\$0.00
<b>Total Funds Drawdown</b>	\$0.00	\$0.00
<b>Program Funds Drawdown</b>	\$0.00	\$0.00
<b>Program Income Drawdown</b>	\$0.00	\$0.00
<b>Program Income Received</b>	\$0.00	\$0.00
<b>Total Funds Expended</b>	\$0.00	\$0.00
Virgin Islands Water and Power Authority (WAPA)	\$0.00	\$0.00
<b>Most Impacted and Distressed Expended</b>	\$0.00	\$0.00
<b>Match Contributed</b>	\$0.00	\$0.00

**Activity Description:**

The main objectives of the Electrical Power Systems Enhancement and Improvement Program will be to invest in optimizing the generation mix, improving asset productivity, and providing more sustainable, more reliable, and more cost-effective energy for the U.S. Virgin Islands.

**Location Description:**

Territory-wide.

**Activity Progress Narrative:**

Subrecipient continue to conduct procurement process. Contract discussions are underway.

**Accomplishments Performance Measures**

**No Accomplishments Performance Measures**



## Beneficiaries Performance Measures

No Beneficiaries Performance Measures found.

## Activity Locations

No Activity Locations found.

## Other Funding Sources Budgeted - Detail

No Other Match Funding Sources Found

### Other Funding Sources

Amount

No Other Funding Sources Found

Total Other Funding Sources

---

<b>Grantee Activity Number:</b>	<b>I-LMFDR-LMI</b>
<b>Activity Title:</b>	<b>Local Match for Federal Disaster Recovery - LMI</b>

**Activity Category:**

Acquisition, construction, reconstruction of public facilities

**Project Number:**

Infrastructure

**Projected Start Date:**

09/27/2018

**Benefit Type:**

Area ( )

**National Objective:**

Low/Mod

**Activity Status:**

Under Way

**Project Title:**

Infrastructure

**Projected End Date:**

09/27/2024

**Completed Activity Actual End Date:**

**Responsible Organization:**

N/A

<b>Overall</b>	<b>Jan 1 thru Mar 31, 2020</b>	<b>To Date</b>
<b>Total Projected Budget from All Sources</b>	N/A	\$36,439,840.00
<b>Total Budget</b>	\$0.00	\$36,439,840.00
<b>Total Obligated</b>	\$0.00	\$0.00
<b>Total Funds Drawdown</b>	\$0.00	\$0.00
<b>Program Funds Drawdown</b>	\$0.00	\$0.00
<b>Program Income Drawdown</b>	\$0.00	\$0.00
<b>Program Income Received</b>	\$0.00	\$0.00
<b>Total Funds Expended</b>	\$0.00	\$0.00
N/A	\$0.00	\$0.00
<b>Most Impacted and Distressed Expended</b>	\$0.00	\$0.00
<b>Match Contributed</b>	\$0.00	\$0.00

**Activity Description:**

The program will provide payment of the non-federal share of match for FEMA, FHWA, EPA and other federally funded projects.

As project awards are signed, each PW/match project will be established as an individual activity. The budget is then removed from this general category, to shift to the specific activity."

**Location Description:**

Territory-wide.

**Activity Progress Narrative:**

CDBG-DR received grant agreement for Tranche 2 enabling \$123,256,150 to be added to the Local Match budget increasing total match funds to \$168,805,950. Staff began to work with VITEMA to complete their capacity assessment as the administering partner under the Local Match Program. Special Counsel is drafting a memorandum of understanding for the partnership.



## Accomplishments Performance Measures

No Accomplishments Performance Measures

## Beneficiaries Performance Measures

No Beneficiaries Performance Measures found.

## Activity Locations

No Activity Locations found.

## Other Funding Sources Budgeted - Detail

No Other Match Funding Sources Found

### Other Funding Sources

Amount

No Other Funding Sources Found

Total Other Funding Sources

---

<b>Grantee Activity Number:</b>	<b>I-LMFDR-UN</b>
<b>Activity Title:</b>	<b>Local Match for Federal Disaster Recovery - UN</b>

**Activity Category:**  
Acquisition, construction, reconstruction of public facilities

**Project Number:**  
Infrastructure

**Projected Start Date:**  
09/27/2018

**Benefit Type:**  
Area ( )

**National Objective:**  
Urgent Need

**Activity Status:**  
Under Way

**Project Title:**  
Infrastructure

**Projected End Date:**  
09/27/2024

**Completed Activity Actual End Date:**

**Responsible Organization:**  
N/A

Overall	Jan 1 thru Mar 31, 2020	To Date
<b>Total Projected Budget from All Sources</b>	N/A	\$9,109,960.00
<b>Total Budget</b>	\$0.00	\$9,109,960.00
<b>Total Obligated</b>	\$0.00	\$0.00
<b>Total Funds Drawdown</b>	\$0.00	\$0.00
<b>Program Funds Drawdown</b>	\$0.00	\$0.00
<b>Program Income Drawdown</b>	\$0.00	\$0.00
<b>Program Income Received</b>	\$0.00	\$0.00
<b>Total Funds Expended</b>	\$0.00	\$0.00
N/A	\$0.00	\$0.00
<b>Most Impacted and Distressed Expended</b>	\$0.00	\$0.00
<b>Match Contributed</b>	\$0.00	\$0.00

**Activity Description:**

The program will provide payment of the non-federal share of match for FEMA, FHWA, EPA and other federally funded projects.

As project awards are signed, each PW/match project will be established as an individual activity. The budget is then removed from this general category to shift to the specific activity.

**Location Description:**

Territory-wide.

**Activity Progress Narrative:**

CDBG-DR received grant agreement for Tranche 2 enabling \$123,256,150 to be added to the Local Match budget increasing total match funds to \$168,805,950. Staff began to work with VITEMA to complete their capacity assessment as the administering partner under the Local Match Program. Special Counsel is drafting a memorandum of understanding for the partnership.



## Accomplishments Performance Measures

No Accomplishments Performance Measures

## Beneficiaries Performance Measures

No Beneficiaries Performance Measures found.

## Activity Locations

No Activity Locations found.

## Other Funding Sources Budgeted - Detail

No Other Match Funding Sources Found

### Other Funding Sources

Amount

No Other Funding Sources Found

Total Other Funding Sources

---

<b>Grantee Activity Number:</b>	<b>I-RR-DPW-LMI</b>
<b>Activity Title:</b>	<b>Infrastructure Repair &amp; Resilience</b>

**Activity Category:**  
Construction/reconstruction of streets

**Project Number:**  
Infrastructure

**Projected Start Date:**  
09/27/2018

**Benefit Type:**  
Area ( )

**National Objective:**  
Low/Mod

**Activity Status:**  
Under Way

**Project Title:**  
Infrastructure

**Projected End Date:**  
09/27/2024

**Completed Activity Actual End Date:**

**Responsible Organization:**  
VI Department of Public Works (DPW)

Overall	Jan 1 thru Mar 31, 2020	To Date
<b>Total Projected Budget from All Sources</b>	N/A	\$19,500,000.00
<b>Total Budget</b>	\$0.00	\$19,500,000.00
<b>Total Obligated</b>	\$0.00	\$0.00
<b>Total Funds Drawdown</b>	\$0.00	\$0.00
<b>Program Funds Drawdown</b>	\$0.00	\$0.00
<b>Program Income Drawdown</b>	\$0.00	\$0.00
<b>Program Income Received</b>	\$0.00	\$0.00
<b>Total Funds Expended</b>	\$0.00	\$0.00
VI Department of Public Works (DPW)	\$0.00	\$0.00
<b>Most Impacted and Distressed Expended</b>	\$0.00	\$0.00
<b>Match Contributed</b>	\$0.00	\$0.00

**Activity Description:**

The program will cover eligible costs for Acquisition of Real Property, Public Facilities and Improvements, Clearance, Rehabilitation, Reconstruction, and Construction of Buildings and other public infrastructure. The goals of the Infrastructure Repair and Resilience Program are to repair and replace damaged infrastructure, harden infrastructure against extreme weather events, and construct new infrastructure to improve the level and breadth of service to communities.

**Location Description:**

Territory-wide.

**Activity Progress Narrative:**

DR project application under review for approval.

**Accomplishments Performance Measures**

	This Report Period	Cumulative Actual Total / Expected
	Total	Total
# of Linear feet of Public	0	0/0





### Beneficiaries Performance Measures

No Beneficiaries Performance Measures found.

### Activity Locations

No Activity Locations found.

### Other Funding Sources Budgeted - Detail

No Other Match Funding Sources Found

#### Other Funding Sources

Amount

No Other Funding Sources Found

Total Other Funding Sources

---

<b>Grantee Activity Number:</b>	<b>I-RR-DPW-UN</b>
<b>Activity Title:</b>	<b>Infrastructure Repair &amp; Resilience - UN</b>

**Activity Category:**  
Construction/reconstruction of streets

**Project Number:**  
Infrastructure

**Projected Start Date:**  
09/27/2018

**Benefit Type:**  
Area ( )

**National Objective:**  
Urgent Need

**Activity Status:**  
Under Way

**Project Title:**  
Infrastructure

**Projected End Date:**  
09/27/2024

**Completed Activity Actual End Date:**

**Responsible Organization:**  
VI Department of Public Works (DPW)

Overall	Jan 1 thru Mar 31, 2020	To Date
<b>Total Projected Budget from All Sources</b>	N/A	\$10,500,000.00
<b>Total Budget</b>	\$0.00	\$10,500,000.00
<b>Total Obligated</b>	\$0.00	\$0.00
<b>Total Funds Drawdown</b>	\$0.00	\$0.00
<b>Program Funds Drawdown</b>	\$0.00	\$0.00
<b>Program Income Drawdown</b>	\$0.00	\$0.00
<b>Program Income Received</b>	\$0.00	\$0.00
<b>Total Funds Expended</b>	\$0.00	\$0.00
VI Department of Public Works (DPW)	\$0.00	\$0.00
<b>Most Impacted and Distressed Expended</b>	\$0.00	\$0.00
<b>Match Contributed</b>	\$0.00	\$0.00

**Activity Description:**

The program will cover eligible costs for Acquisition of Real Property, Public Facilities and Improvements, Clearance, Rehabilitation, Reconstruction, and Construction of Buildings and other public infrastructure. The goals of the Infrastructure Repair and Resilience Program are to repair and replace damaged infrastructure, harden infrastructure against extreme weather events, and construct new infrastructure to improve the level and breadth of service to communities.

**Location Description:**

Territory-wide.

**Activity Progress Narrative:**

DR project application under review for approval.

**Accomplishments Performance Measures**

	This Report Period	Cumulative Actual Total / Expected
	Total	Total
<b># of Linear feet of Public</b>	0	0/0



## Beneficiaries Performance Measures

No Beneficiaries Performance Measures found.

## Activity Locations

No Activity Locations found.

## Other Funding Sources Budgeted - Detail

No Other Match Funding Sources Found

### Other Funding Sources

Amount

No Other Funding Sources Found

Total Other Funding Sources

## Project # / Planning / Planning

**Grantee Activity Number:** Planning  
**Activity Title:** Planning

**Activity Category:**

Planning

**Project Number:**

Planning

**Projected Start Date:**

09/27/2018

**Benefit Type:**

Area ( )

**National Objective:**

N/A

**Activity Status:**

Under Way

**Project Title:**

Planning

**Projected End Date:**

09/27/2024

**Completed Activity Actual End Date:**

**Responsible Organization:**

V.I. Housing Finance Authority (VIHFA)

Overall	Jan 1 thru Mar 31, 2020	To Date
<b>Total Projected Budget from All Sources</b>	N/A	\$5,000,000.00
B-17-DM-78-0001	N/A	\$5,000,000.00
<b>Total Budget</b>	\$0.00	\$5,000,000.00
B-17-DM-78-0001	\$0.00	\$5,000,000.00
<b>Total Obligated</b>	\$0.00	\$5,000,000.00
B-17-DM-78-0001	\$0.00	\$5,000,000.00
<b>Total Funds Drawdown</b>	\$1,937,482.50	\$1,940,438.40
B-17-DM-78-0001	\$1,937,482.50	\$1,940,438.40
<b>Program Funds Drawdown</b>	\$1,937,482.50	\$1,940,438.40
B-17-DM-78-0001	\$1,937,482.50	\$1,940,438.40
<b>Program Income Drawdown</b>	\$0.00	\$0.00
B-17-DM-78-0001	\$0.00	\$0.00
<b>Program Income Received</b>	\$0.00	\$0.00
B-17-DM-78-0001	\$0.00	\$0.00
<b>Total Funds Expended</b>	\$1,937,482.50	\$1,940,438.40



V.I. Housing Finance Authority (VIHFA)	\$1,937,482.50	\$1,940,438.40
<b>Most Impacted and Distressed Expended</b>	\$1,937,482.50	\$1,940,438.40
B-17-DM-78-0001	\$1,937,482.50	\$1,940,438.40
<b>Match Contributed</b>	\$0.00	\$0.00
B-17-DM-78-0001	\$0.00	\$0.00

**Activity Description:**

Funds used for planning.

**Location Description:**

Virgin Islands Housing Finance Authority  
 3438 Kronprindsens Gade  
 GERS Complex 1st Floor  
 St. Thomas, VI 00802

**Activity Progress Narrative:**

Expenditures for the contractor and VIHFA's payroll cost for the development of the action plan.

**Accomplishments Performance Measures**

	This Report Period Total	Cumulative Actual Total / Expected Total
# of Plans or Planning Products	0	0/5

**Beneficiaries Performance Measures**

No Beneficiaries Performance Measures found.

**Activity Locations**

No Activity Locations found.

**Other Funding Sources Budgeted - Detail**

No Other Match Funding Sources Found

Other Funding Sources	Amount
No Other Funding Sources Found	
Total Other Funding Sources	

**Monitoring, Audit, and Technical Assistance**

Event Type	This Report Period	To Date
Monitoring, Audits, and Technical Assistance	0	1
Monitoring Visits	0	0
Audit Visits	0	0
Technical Assistance Visits	0	1
Monitoring/Technical Assistance Visits	0	0
Report/Letter Issued	0	0

